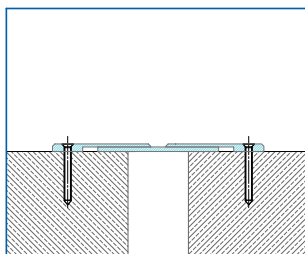
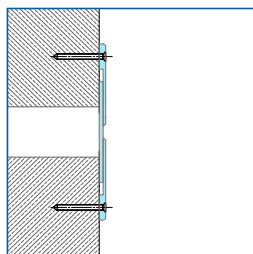
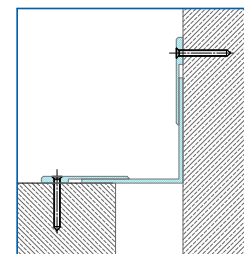


TECHNICAL DATA SHEET


Wall and ceiling expansion joints cover has been developed for wide joints. It is an aesthetic solution that efficiently compensates large deformations. Lateral components are made of aluminum and the compensator is made of a composite slab. This joint can be fitted easily to nearly any substrate and it is available as a cover or flush. This allows the profile to be implemented in any kind of walls and ceilings finishing. Joint is available in RAL 9006.


cover floor version

cover wall version

corner version

Conecto WA	Visible element [mm]	Gap width [mm]	Method of installation	Installation height [mm]	Material type	Color	Horizontal/Vertical compensation [mm]
WA 140	140	max 40	cover	5	aluminium, composite	RAL 9006	±10
WA 160	160	max 60	cover	5	aluminium, composite	RAL 9006	±20
WA 210	210	max 100	cover	5	aluminium, composite	RAL 9006	±20
WA 260	260	max 150	cover	5	aluminium, composite	RAL 9006	±20
WA 310	310	max 200	cover	5	aluminium, composite	RAL 9006	±20