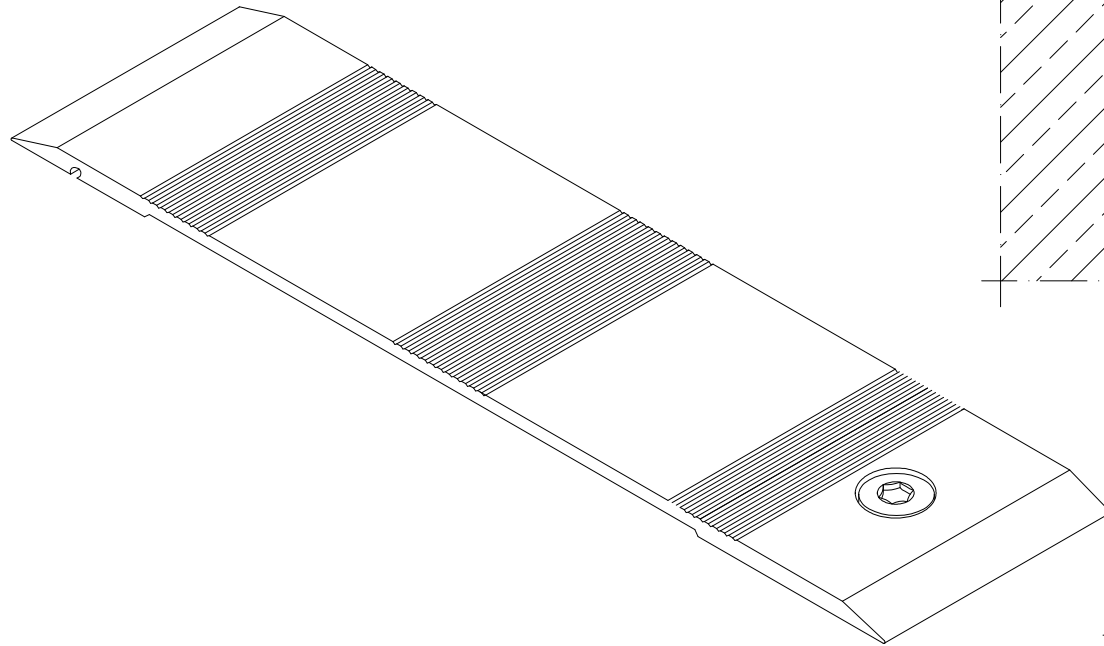
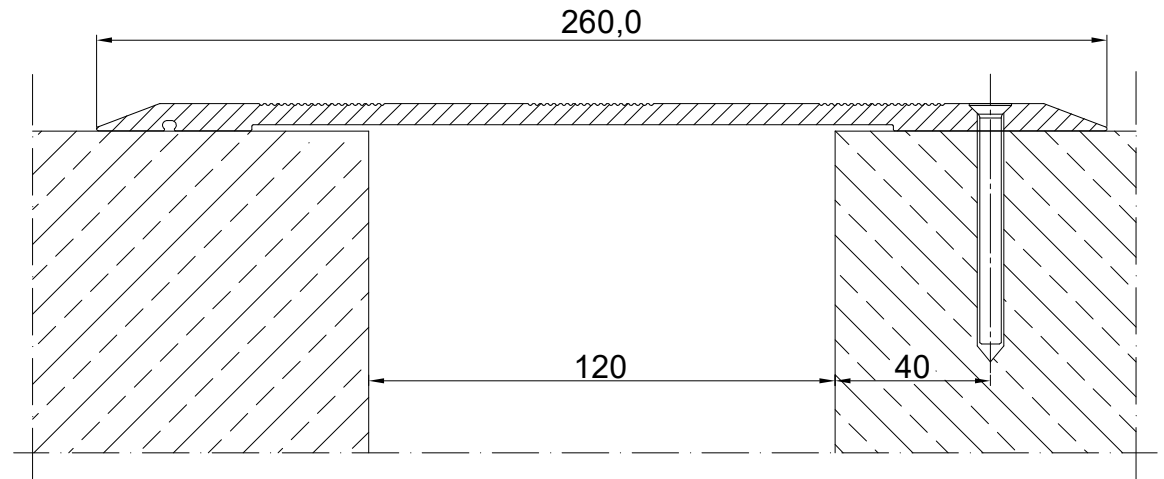


INFORMATION TABLE

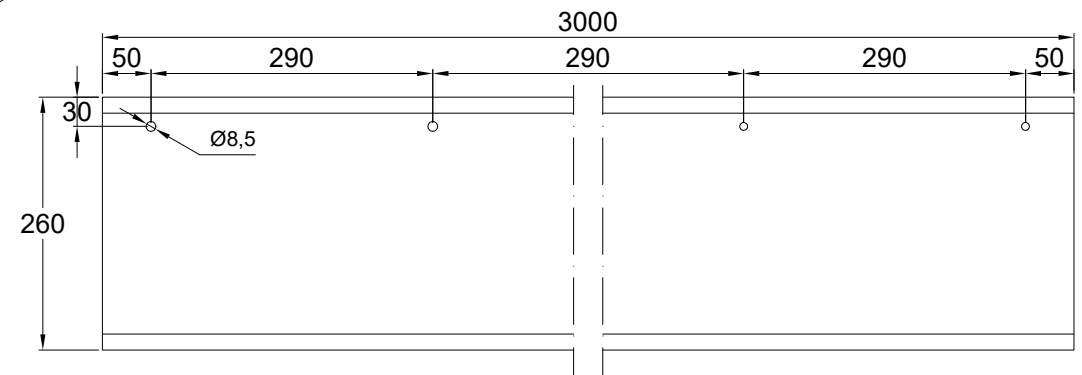
Profile type	Visible element [mm]	Joint width [mm]	Installation height [mm]	Material type	Horizontal compensation [mm]
CS 260	260	Max 120	7	Aluminum	±30



CONECTO CS 260
SECTION



CONECTO CS 260 –
HOLES AT ONE SIDE
VIEW
SCALE 1: 4



Expansion joint Conecto CS
260
one side holes

Conecto Profiles Sp. z o.o.
ul. Przemysłowa 39
61-541 Poznań
www.conecto-profiles.com



ROZMIAR / SIZE A3	SKALA / SCALE 1:1	Wszystkie wymiary podano w [mm] All dimensions in [mm]
----------------------	----------------------	---

PROJEKT	PROJECT	ZŁOŻENIE	SUB ASSEMBLY	RYСУNEK	DRAWING	ARKUSZ SHEET	WER REV
--	--	--	--	01	01	1 Z OF 1	