

I D E A  
project  
product



 **conecto**  
profiles

# CONTENTS PROFILES:

## 1. CLASSIC JOINTS

- a. Conecto Dowel 10NA40-5D
- b. Conecto Dowel 08NA40-5D
- c. Conecto Dowel 06NA40-5D

## 2. SINUSOIDAL JOINTS

- a. Conecto Sinus 04NS50-4D
- b. Conecto Sinus 06NS50-4D
- c. Conecto Polyamide 06NSTW60
- d. 06NC50/20X40-5D
- e. 06NCC65/20X40-5D
- f. 06NC85-5D
- g. 06NC115-5D

## 3. OTHER PRODUCTS

- a. Conecto Omega
- b. Strip Joint & Angle Bars


## 4. REPAIR JOINTS

- a. Conecto Sinus 06NC50-R
- b. Conecto Sinus 06NC110/18-R
- c. Conecto HDS

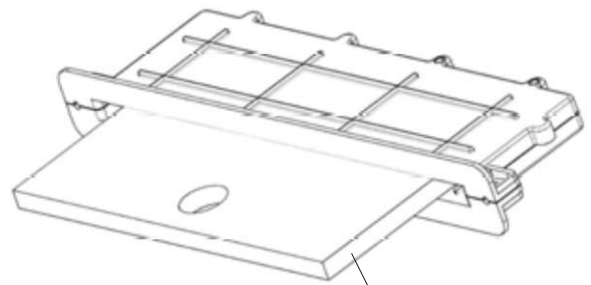
## 5. SPECIFIC SOLUTIONS



Expansion strips are mounted in concrete floor plates to compensate movements in plate sections. Concrete plates are exposed to internal and external pressures. Damage occurs mainly at the edges of plates near to connections. Connection of floor plates should compensate their mutual horizontal movements (perpendicular and parallel to the expansion joint) which are usually caused by thermal expansion and shrinkage of concrete. At the same time the connection must also block vertical movements and mutual curving of floor elements which is a consequence of traffic, heavy loads and uneven passive earth pressure. Conecto Dowel system are designed to create expansion joints for industrial. Steel armoured joints with their unique construction constitute a stay-in-place formwork and additionally secure concrete floor edges. Conecto Dowel system is a floor expansion joint solution, where an anchoring element is a steel dowel placed in a specifically designed plastic sleeve, which permits free horizontal movement (along and across expansion joints) and prevents vertical movements between expanded floor plates. Plastic elements are provided with proper reinforcements, which protect them against the deformation caused by the concrete pressure (even when the floor is thick). The standard we use 5 dowels (5D) on each 3.000 mm profile lenght. When more load capacity is needed, we can also produce profiles with 6 dowels (6D) or 7 dowels (7D).

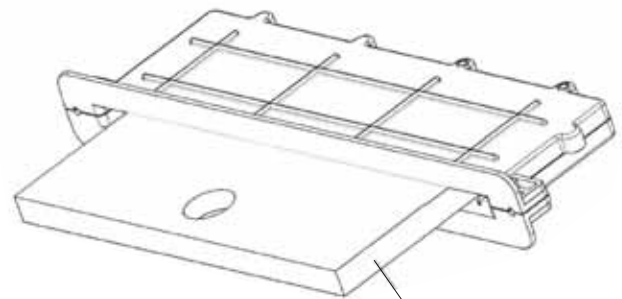


### Standard dowel T8



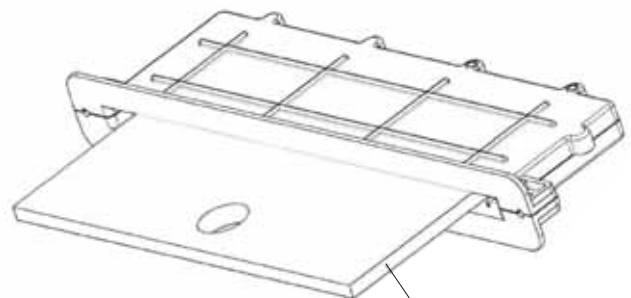
steel plate 180×120×8

### Dowel T10 for more load capacity



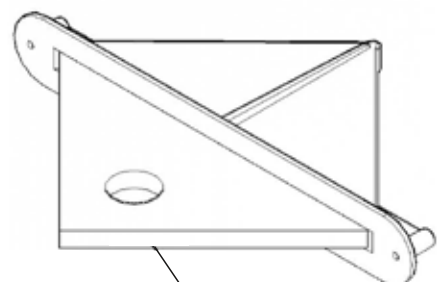
steel plate 180×140×10

### Dowel T6 for less load capacity



steel plate 180×120×6

### Dowel 115×115×8 for special needs



steel plate 115×115×8

Conecto Dowel expansion joints allow for a movement between floor plates:

Load capacity about expansion joints depending on amount of dowels in one joint [kN/lm] steel S355MC, floor concrete C25/30

Dowel size 180x120x8mm	opening dilatation						
Amount of dowels (at 3 meter)	0	5	10	15	20	25	mm
5D	248	174	126	96	77	64	kN/lm
6D	297	208	151	116	92	76	kN/lm
7D	346	243	176	135	108	89	kN/lm

Dowel size 180x140x10mm	opening dilatation						
Amount of dowels (at 3 meter)	0	5	10	15	20	25	mm
5D	310	232	178	141	115	96	kN/lm
6D	372	279	214	169	138	115	kN/lm
7D	433	325	249	197	161	135	kN/lm

Dowel size 180x120x6mm	opening dilatation						
Amount of dowels (at 3 meter)	0	5	10	15	20	25	mm
5D	186	116	76	58	45	37	kN/lm
6D	223	140	95	69	54	44	kN/lm
7D	260	163	110	81	63	52	kN/lm

Dowel size 115x115x8mm	opening dilatation						
Amount of dowels (at 3 meter)	0	5	10	15	20	25	mm
5D	224	147	100	71	52	40	kN/lm
6D	269	177	120	85	63	48	kN/lm
7D	313	206	140	99	73	56	kN/lm
8D	358	235	160	114	84	64	kN/lm

This table shows the load at failure in bursting (failure of the concrete) and bending (failure of the dowel) for a joint opening of 25mm. The ultimate load has been calculated in accordance with TR34 (4th edition).





**DOWEL 10NA40-5D CROSS-SHAPE**



**DOWEL 10NA40-5D T-SHAPE**



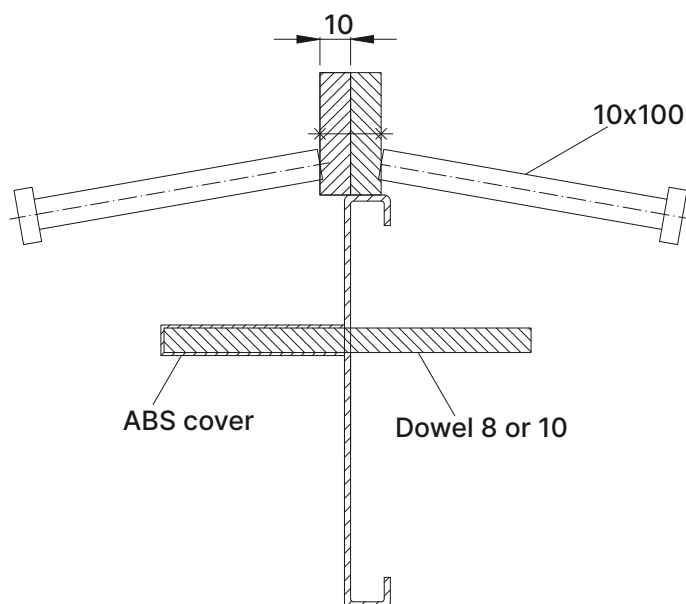
**DOWEL 10NA40-5D L-SHAPE**



Conecto Dowel is a leading armoured joint system, renowned for its strength, versatility, and reliability. Engineered for heavy-duty performance, it provides exceptional protection and easy installation, making it ideal for large-scale construction. The prefabricated, leave in place design ensures durable free-movement joints, offering long-term stability for ground and pile-supported concrete floors. With its armouring and load transfer capabilities, it delivers superior durability in high-traffic environments.

## Places of application

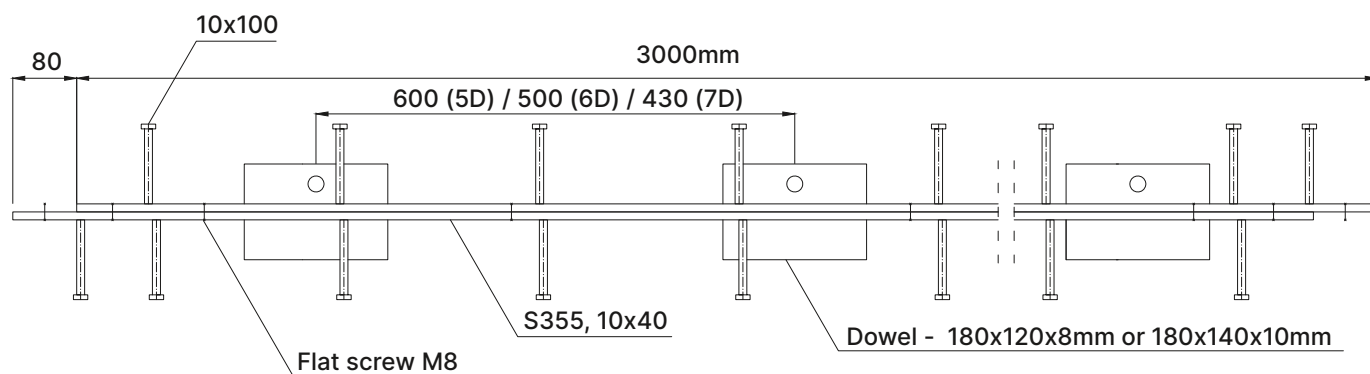
- Industrail floors
- Logistic and distribution centers
- Industrail buildings
- Industrial storage facilities



- Possibility to use flat bars size 6x40mm or 8x40mm
- Possibility to prepare top bars made of galvanized steel or stainless steel
- Possibility to use foam 5mm or 10mm in whole height
- Very big surface of steel dowel standard size 180x120x8, possibility to use dowels - 180x140x10
- Standard space between dowels 600mm (5D)
- Possibility to use more dowels per one joint (6D, 7D) to increase max loads on floor
- Standard grade steel S355
- Plastic cover made of highly resistant ABS plastic

Floor height [mm]	Profile height [mm]	Dowel size [mm]	Dowel spacing [mm]	kg/m
100-110	90	180x120x8	600	10,6
110-130	100			10,76
135-155	125			11,16
160-185	155			11,64
185-205	175			11,96
210-230	200			12,36
235-255	225			12,76
260-280	250			13,16
285-305	275			13,56

- possibility to prepare profiles in any height (every 5mm)
- possibility to prepare profiles of height 50mm, 60mm, 70mm, 80mm
- standard length 3 meters



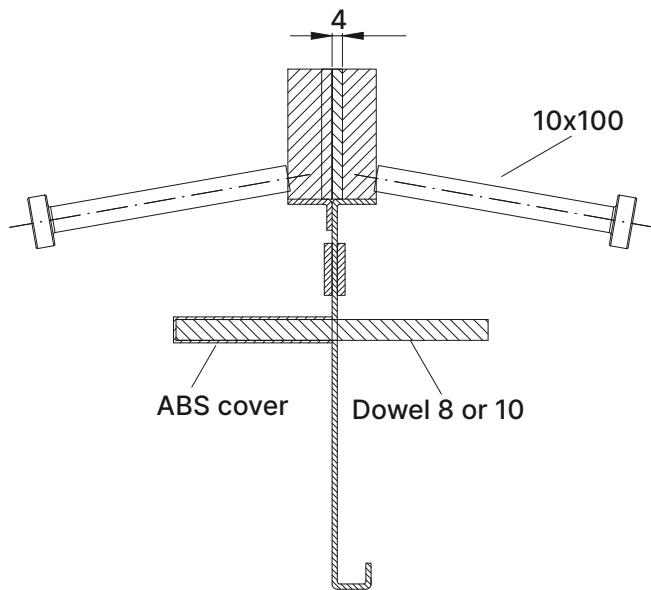


**Universal Sinus Connector**  
This solution can be used in X, T and L connections

Conecto Sinus 4+4 is durable joint system featuring wave steel top that provide exceptional protection for slab edges. It effectively transfers horizontal loads between adjacent slabs, minimizing vertical displacement. The system enables smooth movement of forklifts and other vehicles, eliminating impact and vibrations. Sinus solution ensures a comfortable experience for forklift operators. Ideal for high-traffic areas, this solution combines strength, reliability, and ease of applications.

## Places of application

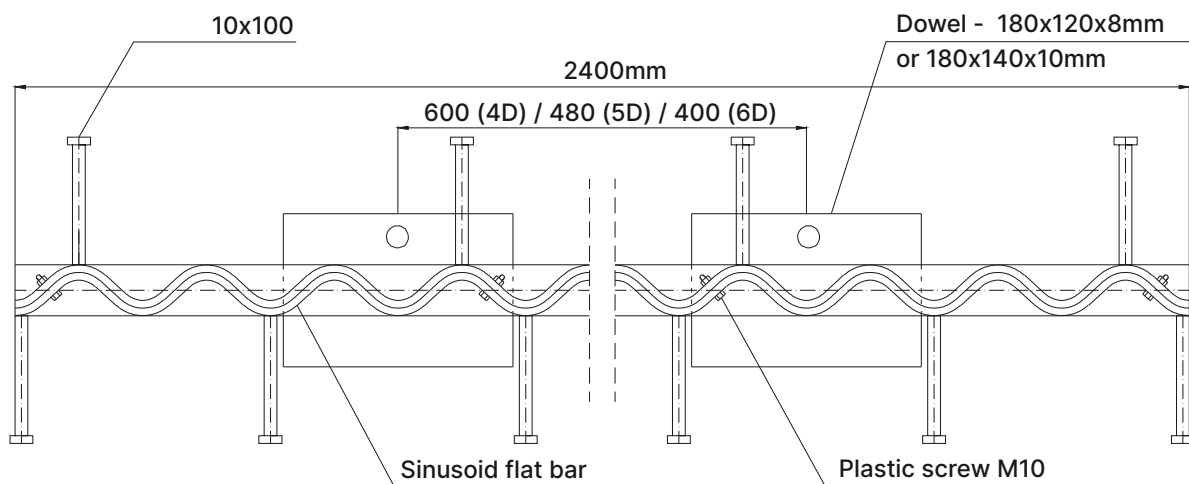
- Industrail floors
- Logistic and distribution centers
- Industrail buildings
- Industrial storage facilities



- Possibility to prepare top sinus from stainless steel
- Very big surface of steel dowel standard size 180x120x8, possibility to use dowels - 180x140x10
- Standard space between dowels 600 (4D)
- Possibility to use more dowels per one joint (5D, 6D)
- Standard grade steel S255, dowel system S355
- Nylon screws M8
- Plastic cover made of highly resistant ABS plastic

Floor height [mm]	Profile height [mm]	Dowel size [mm]	Dowel spacing [mm]	kg/m
135-155	125	180x140x8	600	9,27
160-185	155			9,75
185-205	175			10,07
210-230	200			10,47
235-255	225			10,87
260-280	250			11,27
285-305	275			11,67

- ability to perform a profile in any height of 5
- standard length 2.4 meters





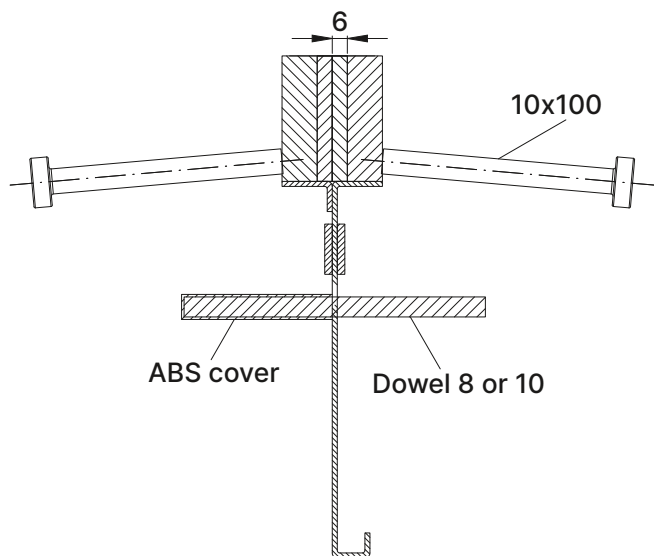


**Universal Sinus Connector**  
This solution can be used in X, T and L connections

Conecto Sinus 6+6 is a reinforced connection system with a sinusoidal steel top that fully protects the edges of the slabs. By using sinusoidal profiles, you can avoid cracking of the floor and expensive repairs. This unique shape has been designed for heavy forklifts, ensuring smooth and efficient operation. A profile that combines strength, reliability and ease of use.

### Places of application

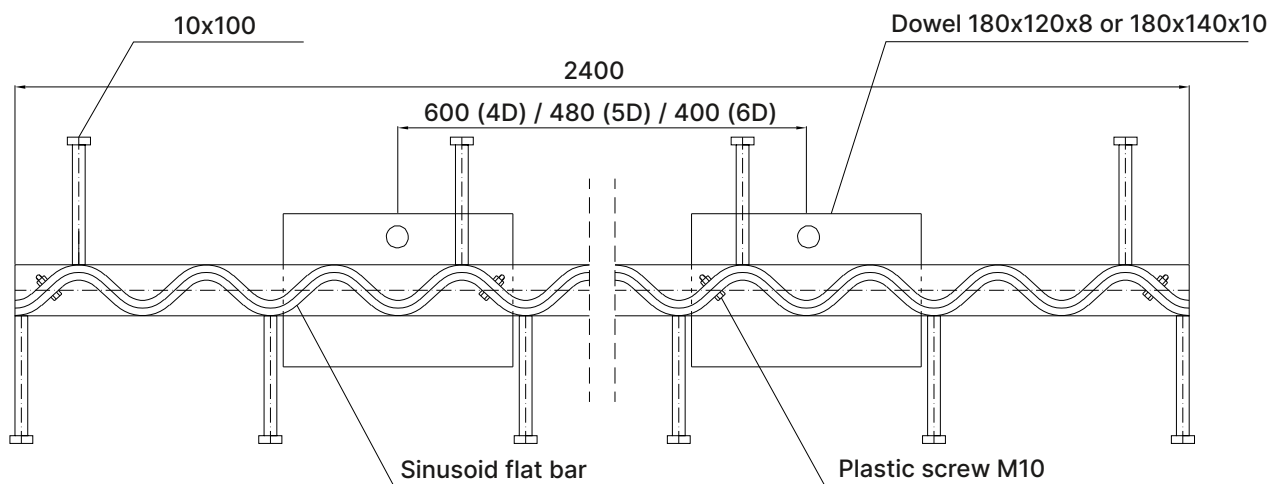
- Industrail floors
- Logistic and distribution centers
- Industrail buildings
- Industrial storage facilities



- Possibility to prepare sinus made of black steel
- Possibility to use foam 5mm or 10mm
- Very big surface of steel dowel standard size 180x120x8, possibility to use dowels - 180x140x10
- Standard space between dowels 600mm (4D)
- Possibility to use more dowels per one joint (5D, 6D) to increase max loads on floor
- Standard grade steel on top S235, dowel system S355
- Plastic cover made of highly resistant ABS plastic

Floor height [mm]	Profile height [mm]	Dowel size [mm]	Dowel spacing [mm]	kg/m
115-135	100	180x120x8	600	11,11
135-155	125			11,27
160-185	155			11,75
185-205	175			12,07
210-230	200			12,47
235-255	225			12,87
260-280	250			13,27
285-305	275			13,67

- ability to perform a profile in any height of 5 mm
- standard lenght 2.4 meters

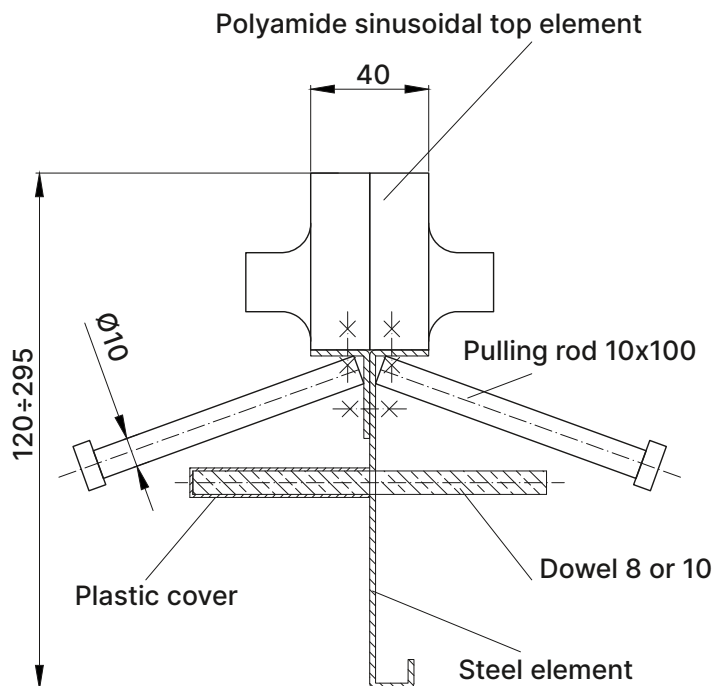




Conecto Polyamide 06NSTW60 joint is innovation solution on the expansion joints market. Due to unique construction and best quality materials it gives feeling when driving over it, that there is no joint on the floor. Using sinusoid joints you could avoid floor cracking and difficult and expensive reparations. Conecto Sinus profiles completely absorb shocks and they are completely invisible in usage. Usage of Conecto Sinus joints minimizes operation costs. They reduce problem of damaged fork-lift wheels, loading equipment and goods destruction due to shocks. The system is complete, easy to install and ready for application.

## Places of application

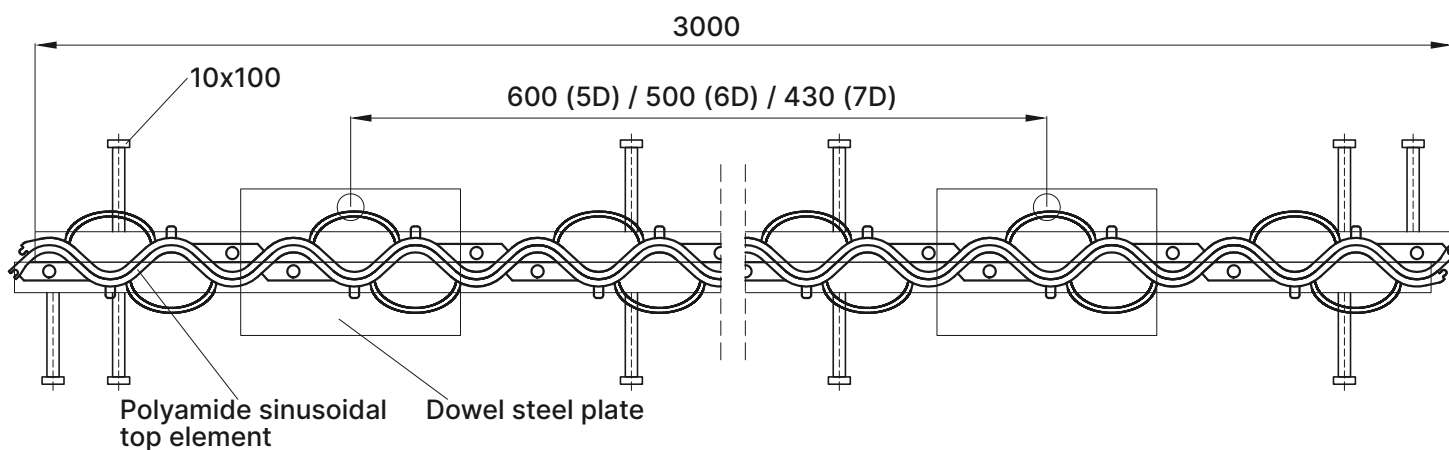
- Industrail floors
- Logistic and distribution centers
- Industrail buildings
- Industrial storage facilities



#### Advantages of Conecto 06NSTW60 profiles

- smooth passage through the dilatation
- possibility of grinding
- use of glass fiber reinforced polyamide
- Very big surface of steel dowel standard size 180x120x8, possibility to use dowels - 180x140x10
- maximum distance between dowels 600mm
- very large surface of the profile anchoring in the floor
- Dowel cover made of highly resistant ABS plastic

- SHOCKLESS AND VIBRATIONS FREE PASSAGE THRU DILATATION
- CO<sub>2</sub>, REDUCTION DUE TO LOWER SHARE OF STEEL AND LOWER WEIGHT OF PROFILE
- INCREASING THE DURABILITY OF THE WHEELS
- NOT INTERFERE WITH THE OPERATION OF INDUCTIVELY CONTROLLED MEANS OF TRANSPORT
- DESIGNED FOR FLOORING INTENDED FOR GRINDING
- EASY TO PROCESS WHEN IT IS NECESSARY TO ALIGN THE FLOOR AT THE JOINT
- CORROSION- AND AGGRESSIVE ENVIRONMENT RESISTANT
- EXCELLENT EDGE PROTECTION THANKS TO THE PROFILED GLASS FIBER REINFORCED POLYAMIDE



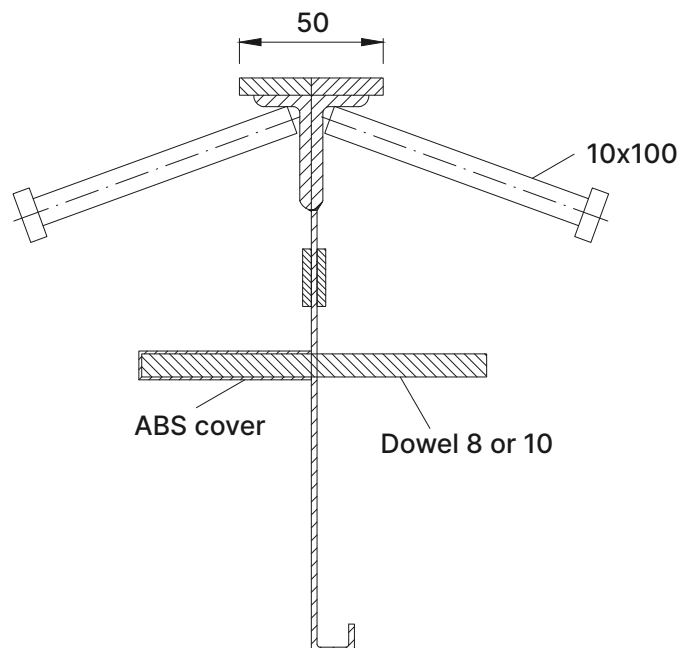


Conecto 06NC50/20x40 heavy-duty joint is specifically designed to provide vibration-free movement across joint areas in industrial concrete floors. Its exceptional shape designed for heavy load forklift, ensuring smooth and efficient operation. This solution distribute forklift loads between floor slabs. Armoured joints help to reduce stresses and prevent cracking, significantly extending the lifespan of the floor. This solution not only enhances durability but also improves user comfort work, making it ideal for high-traffic industrial areas.

## Places of application

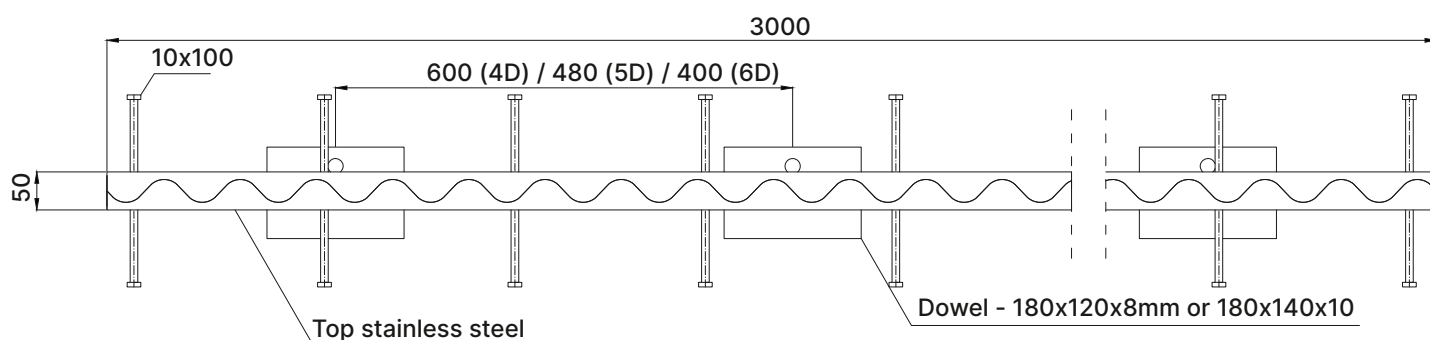
- Industrail floors
- Logistic and distribution centers
- Industrail buildings
- Industrial storage facilities





Floor height [mm]	Profile height [mm]	Dowel size [mm]	Dowel spacing [mm]	kg/m
125	100	180x120x8	600	10,80
150	125			11,20
175	155			11,70
200	175			12,00
225	200			12,40
250	225			12,80
275	250			13,20
300	275			13,60

- possibility to prepare profiles in any height (every 5mm)
- standard length 3 meters

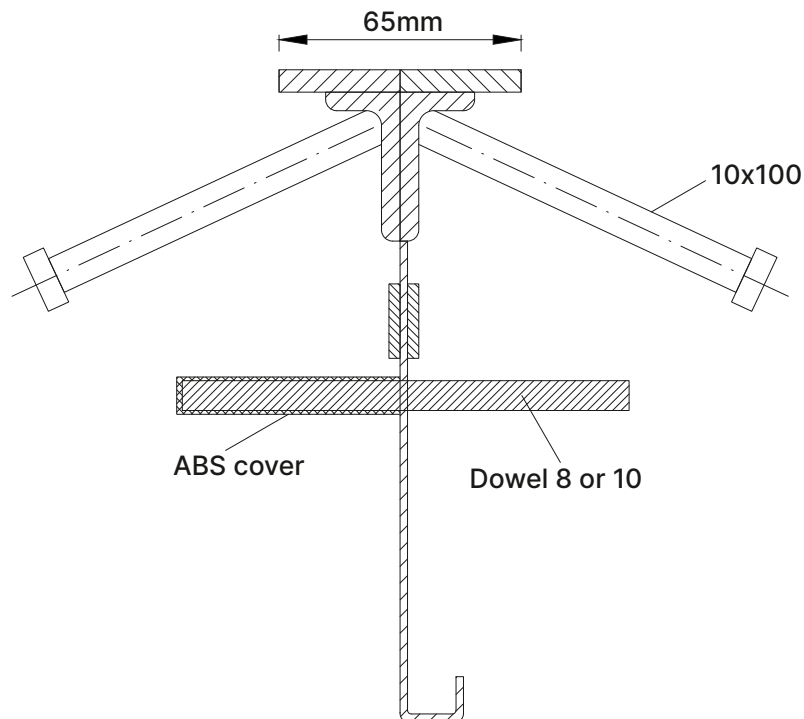




Conecto 06NCC65/20x40 joint system combines a narrow top plate with a distinctive triple wave design, offering seamless impact protection and smooth movement for materials handling equipment. The innovative sinus wave shape ensures allowing forklifts to the joint smoothly in both direction. The design helps minimize noise and vibration, enhancing comfort for forklift operators. Sinus armoured joint offers long-lasting protection in hightraffic movement areas.

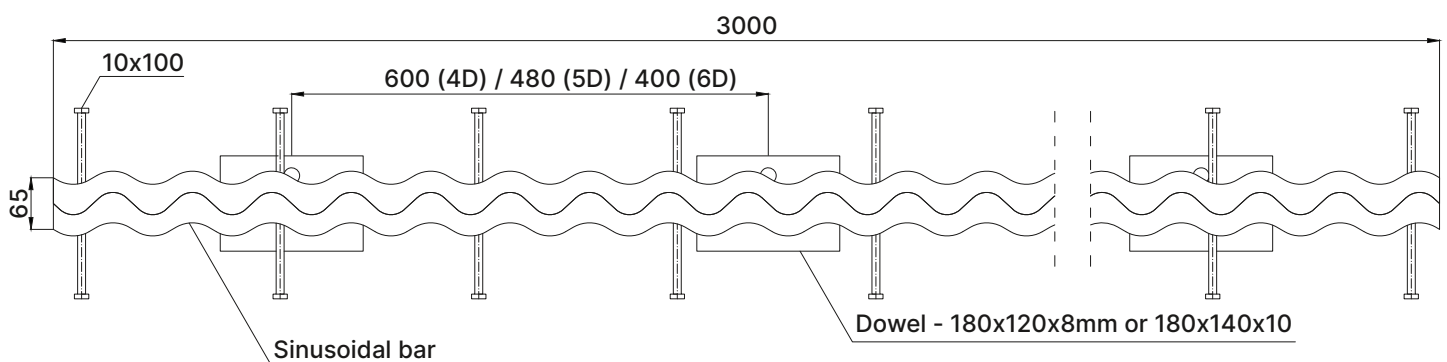
## Places of application

- Industrail floors
- Logistic and distribution centers
- Industrail buildings
- Industrial storage facilities



Floor height [mm]	Profile height [mm]	Dowel size [mm]	Dowel spacing [mm]	kg/m
125	100	180x120x8	600	11,23
150	125			11,69
175	155			12,17
200	175			12,49
225	200			12,89
250	225			13,29
275	250			13,69
300	275			14,09

- possibility to prepare profiles in any height (every 5mm)
- standard length 3 meters

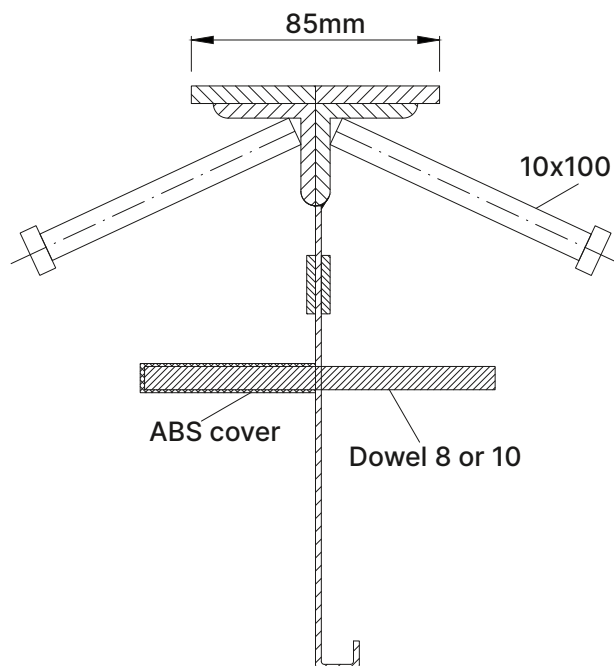




Conecto Sinus 06NC85 heavy-duty expansion joint profile is an essential solution for protecting and reinforcing joints in highly stressed concrete floors. Designed with a sine wave profile, it ensures smooth, vibration-free travel for industrial vehicles, regardless of tire size or hardness, by maintaining continuous wheel contact. This innovative design minimizes noise and vibration, enhancing operational efficiency and comfort in industrial environments. Additionally, it serves as permanent formwork for construction or pressure joints, offering robust edge protection and effective load transfer through integrated dowels. Ideal for demanding applications, this profile guarantees durability and seamless performance.

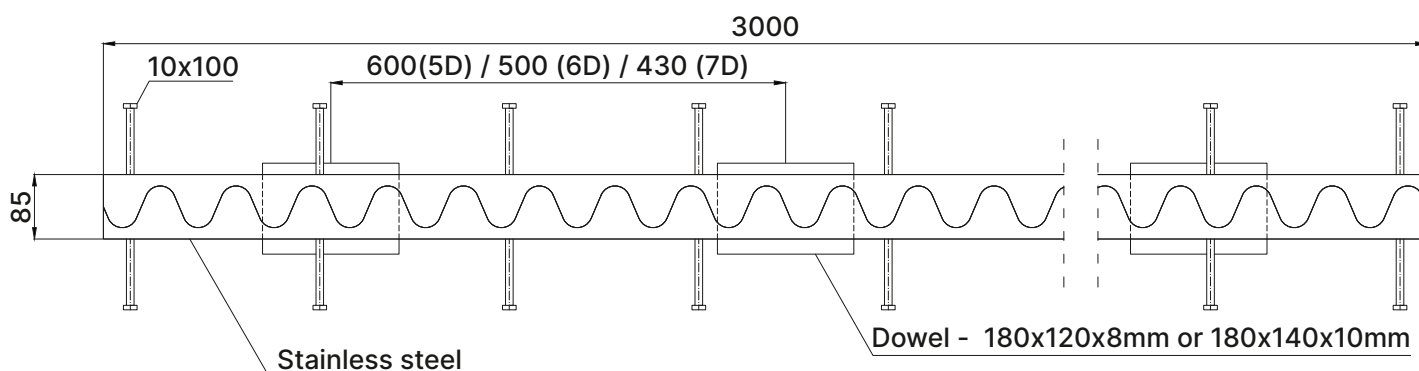
### Places of application

- Industrail floors
- Logistic and distribution centers
- Industrail buildings
- Industrial storage facilities



Floor height [mm]	Profile height [mm]	Dowel size [mm]	Dowel spacing [mm]	kg/m
125	100	180x120x8	600	12,6
150	125			13
175	155			13,4
200	175			13,8
225	200			14,2
250	225			14,6
275	250			15
300	275			15,4

- possibility to prepare profiles in any height (every 5mm)
- standard lenght 3 meters



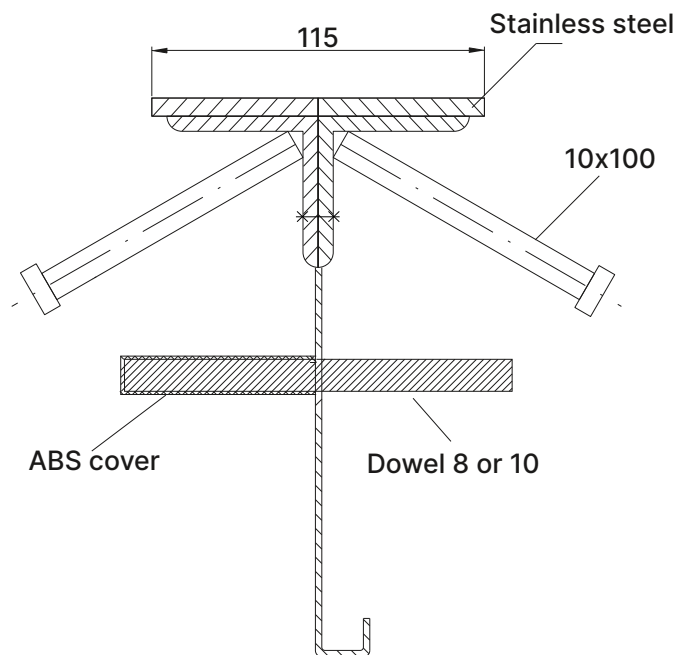




Conecto Sinus 06NC115 is heavy-duty joint profile for protecting and reinforcing joints in highly stressed concrete floors. Designed with a sinus wave, it ensures smooth, vibration-free travel for industrial forklift, regardless of tire size or hardness wheels. This innovative design minimizes noise and vibration and guarantees durability floor. It serves also as permanent formwork for concrete floors, offering robust edge protection and effective load transfer.

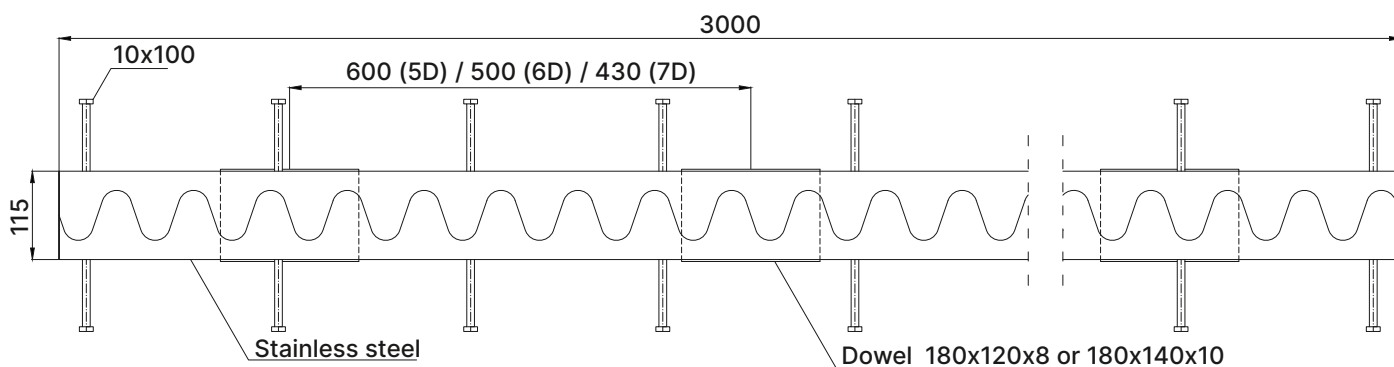
## Places of application

- Industrail floors
- Logistic and distribution centers
- Industrail buildings
- Industrial storage facilities



Floor height [mm]	Profile height [mm]	Dowel size [mm]	Dowel spacing [mm]	kg/m
150	125	180x120x8	600	17,55
175	155			18,00
200	175			18,40
225	200			18,80
250	225			19,20
275	250			19,60
300	275			20,00

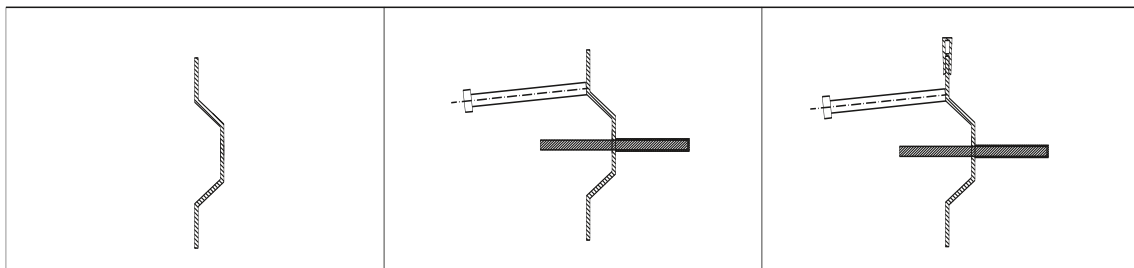
- possibility to prepare profiles in any height (every 5)
- standard lenght 3 meters





Conecto Omega 03NB is used as a day off work for the construction teams. The shape and dowel system prevent the least amount of vertical movement and guarantee optimal load transfers. Pulling rods guarantee solid anchorage in the concrete when shrinking occurs due to drying of the concrete, which also causes the actual widening to occur. The milled upper side ensures perfect smoothness of the 2 steel plates and lasting edge protection of the newly created floor.

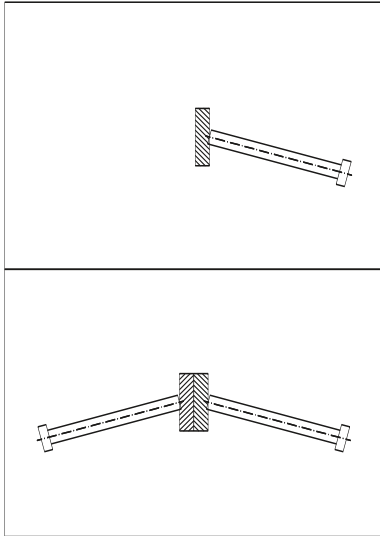
- length 3 meters



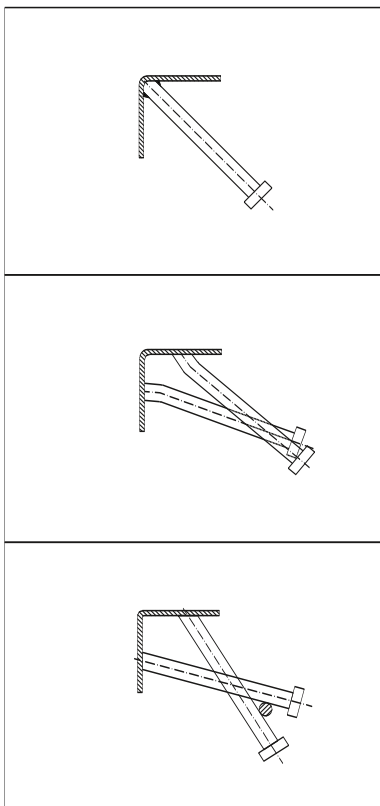
### Places of application

- Industrail floors
- Logistic and distribution centers
- Industrail buildings
- Industrial storage facilities

# conecto STRIPJOINT & ANGLE BARS

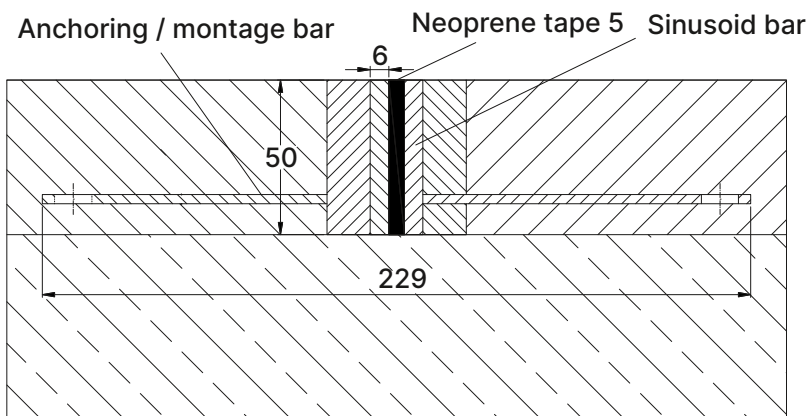


Conecto Strip Joint profile combines the strength of steel reinforcement with the practicality of timber formwork. It attaches to the top of the timber during the initial concrete pour and stays securely in place once the formwork is removed, providing reliable edge protection. Featuring steel strips, it is ideal for industrial floors and warehouse places. With a standard length of three meters, it offers a practical and efficient solution for demanding construction needs.

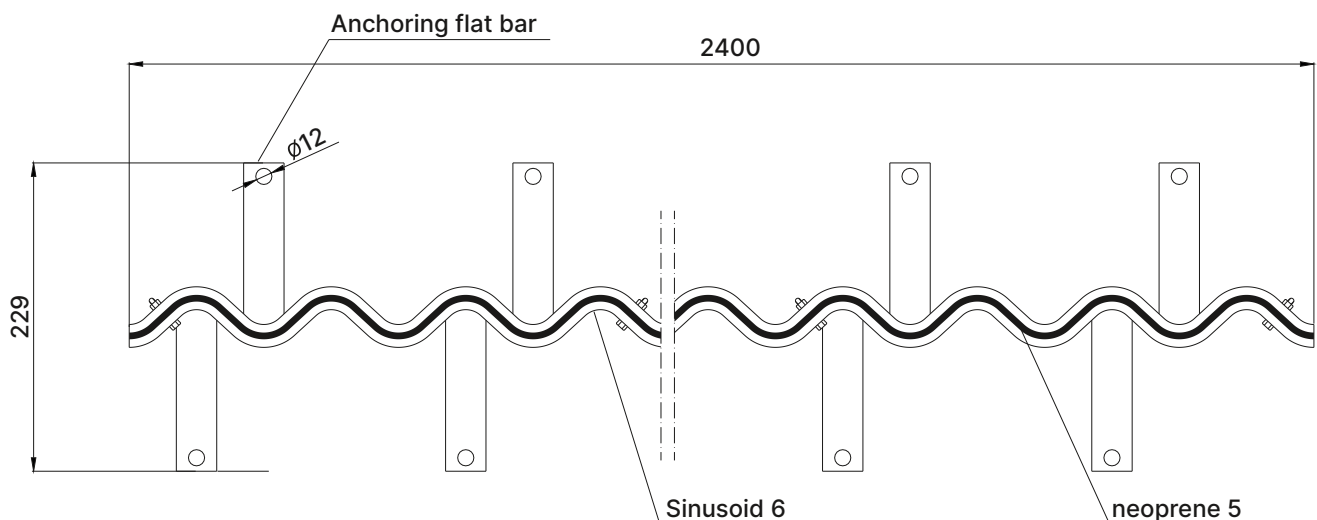


Angle Bars are designed to be used as protecting profile for the inner corner of the concrete constructions. They can transfer moderate loads to the concrete.

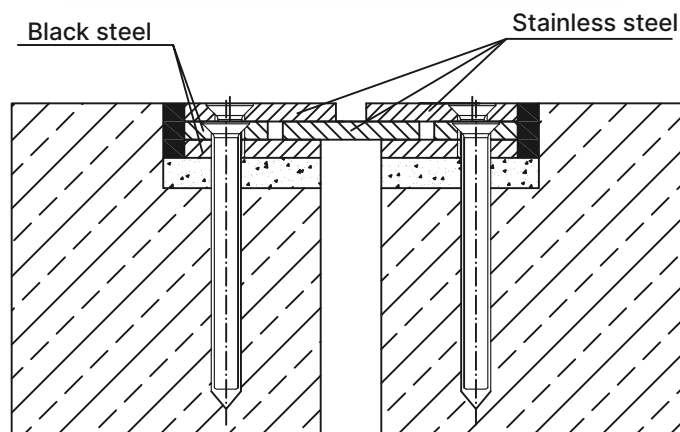
The standard length of the angle is 3 meters. They can be cut easily to required length at building site. Anchoring of the angle is based on rebar anchors.



Conecto Sinus are reparation joints designed for cracking floors. Sinusoid construction provides two-level movement which prevent deeper cracking of the floors. Properly installed Conecto Sinus joints eliminate resultant damages and prevent in case of further damages. Properly secured with Conecto Sinus joints floor will not cause vehicles damages and ward off deep cracks which could prevent further usage of floor. Standard lenght = 2.4 meters.

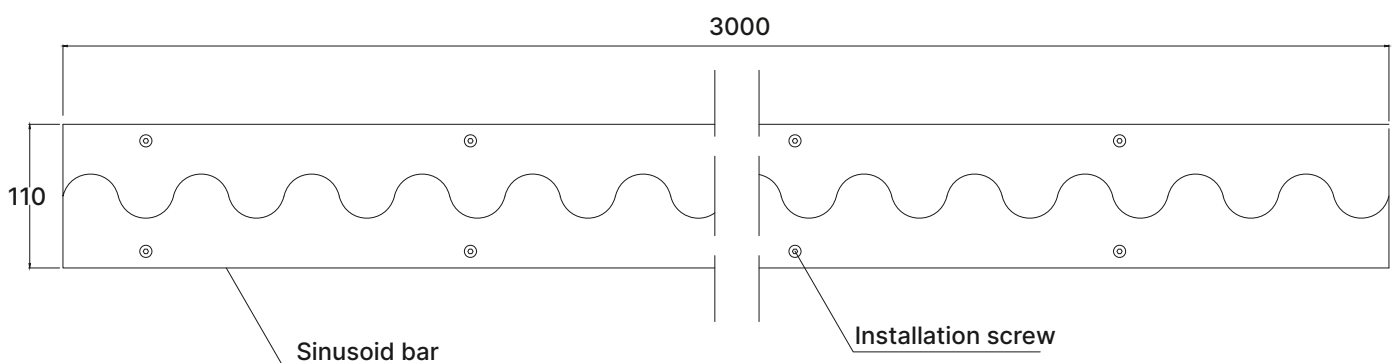






Conecto 06NC110/18-R profile is specially designed for extreme loads from forklifts and heavy vehicles while also serving as an effective solution for cracked concrete floor repair. With its exceptional load-bearing capacity and vibration-free performance it ensures long-lasting durability and reliability.

Ideal for both indoor and outdoor use. It provides superior protection for industrial floors, airports, and commercial areas. Can be done from black steel or stainless steel or mix steel/stainless. Available in widths from 110mm to 300mm. This profile not only reinforces and protects concrete surfaces but also extends their lifespan.





**SEMICIRCLE 03ND**



**CONNECTION BETWEEN  
OLD-NEW FLOOR 10NF108**

We also offer a range of versatile solutions designed to meet various needs and applications. Among these, these are non-standard profiles that can be prepared depending on the customer's needs.

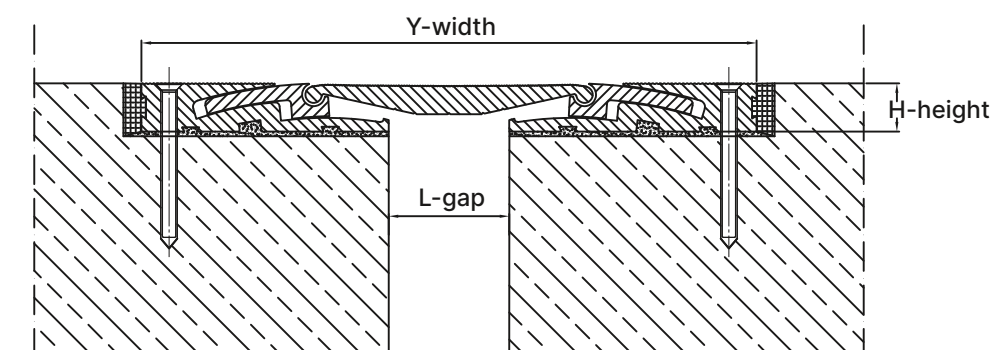
We are flexible with new designed joints and open for customers who need any modifications



**INDUSTRIAL JOING CEILING  
08NE120**



**COLD STORAGE JOINT  
06NE110**



Conecto HDS construction connector is specifically designed for use in on higher floors(ceiling) in large-scale buildings and industrial . Its has vertical and horizontal movements makes it particularly suited for managing seismic stresses.

Right installation process provides ensuring long-lasting strength and stability of industrial floor. This solution is ideal for applications where durability, low maintenance, and noise reduction are critical.

ART.	L mm*	H mm*	Y mm*	Horizontal movements mm	Vertical movements mm
HDS 230.20.25	50	25	230	+/- 20	+/- 15
HDS 255.20.25	75	25	255	+/- 20	+/- 15
HDS 295.20.25	115	25	295	+/- 20	+/- 15
HDS 260.30.25	40	25	260	+/- 30	+/- 20
HDS 285.30.25	65	25	285	+/- 30	+/- 20
HDS 320.30.25	100	25	320	+/- 30	+/- 20

- standard lenght 3 meters



CONECTO PROFILES Sp. z o.o.

ul. Przemysłowa 39

61-541 Poznań, Poland

tel. +48 882 180 182

e-mail: [damian@conecto-profiles.com](mailto:damian@conecto-profiles.com)

I D E A  
project  
product

[www.conecto-profiles.com](http://www.conecto-profiles.com)